

SMT. PANCHFULADEVI PATIL SOCIAL WORK COLLEGE,
KHADKI - AKOLA

Students Feedback Analysis Report


Session – 2023-24

Q.1 The curriculum designed helps to enhance our employability


Sr. No.	Sescription	Frequency	Percentage
1	Excellent	61	58.09%
2	Very Good	32	30.48%
3	Good	12	11.43%
4	Satisfying	0	0
5	Bad	0	0
Total		105	100%

ANALYSIS :2023-24 105 students fill the feedback form in this academic field Seven out of 61 students agree Excellent. Their percentile ratio is 58.09. 32 students show Very Good agreement and their percentile is 30.48. 12 students show Good agreement and their percentile is 11.43.

Conclusion : From the above analysis it is concluded that maximum students show Excellent agreement.


IQAC Co-ordinator
Smt. Panchfuladevi Patil Social
Work College, Khadki, Akola




Principal,
Smt. Panchfulla Devi Patil
Social Work College,
Khadki, AKOLA

Q.2 The courses studied are relevant and the contents are revised at reasonable intervals.

Sr. No.	Description	Frequency	Percentage
1	Excellent	51	48.57%
2	Very Good	35	33.33%
3	Good	14	13.33%
4	Satisfying	05	04.77%
5	Bad	0	0
Total		105	100%

ANALYSIS : 2023-24 105 students fill the feedback form in this academic field Seven out of 51 students agree Excellent. Their percentile ratio is 48.57. 35 students show Very Good agreement and their percentile is 33.33. 14 students show Good agreement and their percentile is 13.33. 05 students show Satisfying agreement and their percentile is 04.77.

Conclusion : From the above analysis it is concluded that maximum students show Excellent agreement.


IQAC Co-ordinator
Smt. Panchfuladevi Patil Social
Work College, Khadki, Akola





Principal,
Smt. Panchfulla Devi Patil
Social Work College,
Khadki, AKOLA

Q. 3 The courses studied by me have enhanced my knowledge as well as my skills and my capabilities.


Sr. No.	Description	Frequency	Percentage
1	Excellent	33	31.43%
2	Very Good	45	42.86%
3	Good	18	17.14%
4	Satisfying	09	08.57%
5	Bad	0	0
Total		105	100%

ANALYSIS : 2023-24 105 students fill the feedback form in this academic field Seven out of 45 students agree Very Good. Their percentile ratio is 42.86. 33 students show Excellent agreement and their percentile is 31.43. 18 students show Good agreement and their percentile is 17.14. 09 students show Satisfying agreement and their percentile is 08.57.

Conclusion : From the above analysis it is concluded that maximum students show Very Good agreement.


IQAC Co-ordinator
Smt. Panchfuladevi Patil Social
Work College, Khadki, Akola




Principal,
Smt. Panchfulla Devi Patil
Social Work College,
Khadki, AKOLA

Q. 4 The assessment and evaluation process is fair and unbiased.

Sr. No.	Description	Frequency	Percentage
1	Excellent	53	50.48%
2	Very Good	34	32.38%
3	Good	13	12.38%
4	Satisfying	05	04.76%
5	Bad	0	0
Total		105	100%

ANALYSIS : 2023-24 105 students fill the feedback form in this academic field Seven out of 53 students Excellent. Their percentile ratio is 50.48.34 students show Very Good agreement and their percentile is 32.38. 13 students show Good agreement and their percentile is 12.38. 05 students show Satisfying agreement and their percentile is 04.76.

Conclusion : From the above analysis it is concluded that maximum students show Excellent agreement.

IQAC Coordinator
Smt. Panchfuladevi Patil Social
Work College, Khadki, Akola




Principal,
Smt. Panchfula Devi Patil
Social Work College,
Khadki, AKOLA

Q. 5 Modern teaching aids, power point presentations, web-resources, multi-media, e-content etc. are used by most of the teachers while teaching.


Sr. No.	Description	Frequency	Percentage
1	Excellent	47	44.76%
2	Very Good	36	34.29%
3	Good	22	20.95%
4	Satisfying	0	0
5	Bad	0	0
Total		105	100%

ANALYSIS :2023-24 105 students fill the feedback form in this academic field Seven out of 47 students Excellent. Their percentile ratio is 44.76.36 students show Very Good agreement and their percentile is 34.29. 22 students show Good agreement and their percentile is 20.95.

Conclusion : From the above analysis it is concluded that maximum students show Excellent agreement.


IQAC Co-ordinator
Smt. Panchfuladevi Patil Social
Work College, Khadki, Akola





Principal,
Smt. Panchfula Devi Patil
Social Work College,
Khadki, AKOLA

Q. 6 The Teachers guide the students for overall personality development.


Sr. No.	Description	Frequency	Percentage
1	Excellent	48	45.71%
2	Very Good	37	35.24%
3	Good	20	19.05%
4	Satisfying	0	0
5	Bad	0	0
Total		105	100%

ANALYSIS :2023-24 105 students fill the feedback form in this academic field Seven out of 48 students Excellent. Their percentile ratio is 45.71.37 students show Very Good agreement and their percentile is 35.24. 20 students show Good agreement and their percentile is 19.05.

Conclusion : From the above analysis it is concluded that maximum students show Excellent agreement.


IQAC Co-ordinator
Smt. Panchfuladevi Patil Social
Work College, Khadki, Akola





Principal,
Smt. Panchfulla Devi Patil
Social Work College,
Khadki, AKOLA

Q. 7 The teachers give regular and timely feedback on the performance of the students.


Sr. No.	Description	Frequency	Percentage
1	Excellent	46	43.81%
2	Very Good	39	37.14%
3	Good	20	19.05%
4	Satisfying	0	0
5	Bad	0	0
Total		105	100%

ANALYSIS :2023-24 105 students fill the feedback form in this academic field Seven out of 468 students Excellent. Their percentile ratio is 43.81. 39 students show Very Good.agreement and their percentile is 37.14. 20 students show Good agreement and their percentile is 19.05.

Conclusion : From the above analysis it is concluded that maximum students show Excellent agreement.


IQAC Co-ordinator
Smt. Panchfuladevi Patil Social
Work College, Khadki, Akola




Smt. Panchfula Devi Patil
Social Work College,
Khadki, AKOLA

Q. 8 The teachers encourage the students to use reference books, e-resources, e-journals etc.


Sr. No.	Description	Frequency	Percentage
1	Excellent	55	52.38%
2	Very Good	43	40.95%
3	Good	07	06.67%
4	Satisfying	0	0
5	Bad	0	0
Total		105	100%

ANALYSIS :2023-24 105 students fill the feedback form in this academic field Seven out of 55 students Excellent. Their percentile ratio is 52.38. 43 students show Very Good.agreement and their percentile is 40.95. 07 students show Good.agreement and their percentile is 06.67.

Conclusion : From the above analysis it is concluded that maximum students show Very Good agreement.


IQAC Co-ordinator
Smt. Panchfuladevi Patil Social
Work College, Khadki, Akola





Principal,
Smt. Panchfula Devi Patil
Social Work College,
Khadki, AKOLA

Q. 9 The arrangement of field visits, study tours etc. for enhancing learning, is relevant & helps experiential learning.


Sr. No.	Description	Frequency	Percentage
1	Excellent	57	54.29%
2	Very Good	48	45.71%
3	Good	0	0
4	Satisfying	0	0
5	Bad	0	0
Total		105	100%

ANALYSIS :2023-24 105 students fill the feedback form in this academic field Seven out of 57 students Excellent. Their percentile ratio is 54.29. 48 students show Very Good. agreement and their percentile is 45.71.

Conclusion : From the above analysis it is concluded that maximum students show Excellent agreement.


IQAC Co-ordinator
Smt. Panchfula Devi Patil Social
Work College, Khadki, Akola




Principal,
Smt. Panchfula Devi Patil
Social Work College,
Khadki, AKOLA